



## **Access Statement: Museum Collections Centre**

This access statement does not contain personal opinions as to our suitability for those with access needs, but aims to accurately describe the facilities and services that we offer all our guests/visitors.



### **Introduction**

The Museum Collections Centre (MCC) is the storage facility site for Birmingham Museums Trust, situated 2 miles outside of Birmingham City Centre. The 1.5-hectare site houses all of the objects that aren't currently on display. Among the thousands of objects stored here are steam engines, sculptures, an entire collection of Austin, Rover and MG motorcars, a red telephone box and even a Space Hopper. The contrasting mix of objects and behind-the-scenes atmosphere makes MCC an intriguing place to explore, and discover more about museum stores.

The MCC is available to visit during an Open Afternoon, which is the last Friday of every month from 13.30 – 15.30. Please note that booking is essential, to book a place please use the contact details below.

We accommodate group visits and guided tours, that can be tailored to specific interests or requirements. This will include a designated meeting room to use at your leisure along with refreshments if requested.

Meeting Room will be available for Corporate Hire from Autumn 2015 which will seat up to 40 people.

Guides are on hand throughout the visit should you require any assistance.

We look forward to welcoming you. If you have any queries or require any assistance please: phone 0121 348 8231 or email [museumcollectionscentre@birminghammuseums.org.uk](mailto:museumcollectionscentre@birminghammuseums.org.uk)

### **Pre Arrival**

- By Road: The MCC is situated in Nechells, approximately one mile to the East of the City Centre. A car park is situated onsite and is accessible from Dollman Street. For google maps and Sat Nav use postcode B7 4RQ. The nearest motorways are the M6, M5 and M42.
- By Bus - From the City Centre catch numbers 14, 55 from The Priory Queensway (opposite Argos) to Dollman Street.
- By Rail – The nearest train station is Dudderstons station (5 mins walk away). Turn right upon leaving Dudderstons Station and take first right onto Dollman Street. The Museums Collection Centre is located towards the end of this road on the left hand side.
- By Bicycle – The MCC is situated in Nechells, one mile to the East of the City Centre. A car park is situated onsite accessible off Dollman Street. For google maps and Sat Nav use postcode B7 4RQ. There are no bike racks available.

## Arrival



- The distance between the front gate and the main entrance is approximately 35 m.
- The MCC has an onsite car park with 23 spaces and 1 accessible parking bay. There is a separate area which can accommodate 3 coaches.
- The car park surface is tarmac and there is a block paving stone path to the main entrance.
- There is a permanent ramp with a handrail on the right hand side of this path.





- There is a drop off point at the top of this ramp just before the yellow bollard. The drop off point is 15 m from the main entrance.



- The main entrance door is locked by an intercom door system; please press the buzzer upon arrival. The buzzer is 160 cm from the ground.
- The main entrance door is 180 cm wide.

### Main Entrance, Reception and Ticketing Area

- The main entrance is situated on the ground floor.
- To access the first floor there is another intercom door system, press the buzzer for entry. The buzzer is 140 cm off ground. The door into the main building is 140 cm wide.
- There is also a lift in the main entrance that will take you onto the first floor; the lift door is 130 cm wide.





- The floor surface is concrete with a fixed thermoplastic floor covering and the area is well lit.
- The Meeting Room is on the first floor. Access is via the intercom door system inside the main entrance, followed by stairs to first floor, or via the lift in the main entrance.
- The Meeting Room door is 150 cm wide and the floor is carpeted.

**Attraction (displays, exhibits etc)**

- For every tour a guide will be provided who will take you around the MCC.
- The tour consists of two areas, the Warehouse and the Ground Floor Extension.
- Access to these areas is by stairs, approximately 30 m away from the Meeting Room.



- Alternatively the Warehouse and Ground Floor Extension can be accessed via the Annexe; this is 50 m from the Meeting Room.
- The route to the Annexe starts from the Meeting Room. Enter Store 3 from the Meeting Room, door width is 125 cm, Store 3 aisle width is 186 cm, and exit door to outside is 127 cm wide. This leads you outside to a paved path which is 115 cm wide, and goes straight into the Annexe area.
- The Annexe entrance door is 140 cm wide. From here it is a level floor, with no stairs, that goes into the Warehouse and the Ground Floor Extension.



Store 3




Route to Reprographics



Reprographics Entrance

**The Warehouse**

- The Warehouse consists of a racking system where visitors can explore the visible levels in the aisles. Each aisle is 170 cm wide.
- The exhibits are situated on the racking and they are not in display cases. Due to this we ask that people do not touch the objects.
- There are A4 labels next to the objects providing historic information such as what the object is, who made it etc.



- The warehouse is well lit with overhead lighting ½ LED ½ Sodium, and there is additional lighting along the visible racks in the form of fairy lights.
- Portable fold out chair are available please speak to your guide who will show you where they are kept.
- The floor surface is concrete with a fixed thermoplastic floor covering.


### The Ground Floor Extension

- The Ground Floor Extension is on the same floor as the Warehouse. It is well lit with florescent strip lights, and the flooring is concrete with a fixed thermoplastic floor covering.
- There is one main aisle to view the objects, this is 470 cm wide.
- Seating is available up and down the aisle in the form of padded benches.



### Public Toilets

- There are three areas with public toilets.
  - The first are located on the **first floor**, accessible from the main entrance.
  - There are 3 female toilets, 3 men's toilets and 1 unisex accessible toilet. This toilet is locked with a RADAR key and described below:
  - The accessible toilet door is light and opens outwards. The entrance to the toilet is 80 cm wide. The toilet area dimensions are 190 cm (w) x 200 cm (l). The height of the toilet seat above floor level is 42 cm.
  - Wall mounted rails are present to both sides of the toilet, and there is a dropdown rail on the right hand side as you face the bowl.
  - In the event of a fire an audible alarm will sound.
  - Emergency assistance can be provided by pulling the emergency cord on the right hand side of the toilet as you face it. This will create an audible alarm.
  - The floor surface is concrete with a fixed thermoplastic floor covering.
- 
- The second public toilet is on the **second floor** accessible from the main entrance, via the lift or stairs once on the ground floor.
  - There is 1 unisex accessible toilet locked with a RADAR key, this is described below:
  - The accessible toilet door is light and opens outwards. The entrance to the toilet is 80 cm wide. The toilet area dimensions are 140 cm (w) x 190 cm (l). The height of the toilet seat above floor level is 47 cm.
  - Wall mounted rails are present to both sides of the toilet and there is a dropdown rail on the right hand side as you face the bowl.
  - In the event of a fire an audible alarm will sound.



- Emergency assistance can be provided by pulling the emergency cord on the right hand side of the toilet as you face it.

This will create an audible alarm.

- The floor surface is concrete with a fixed thermoplastic floor covering.
- The third set of toilets, are located in the **Annexe area** accessible during the tour.
- There is 1 male toilet and 1 unisex accessible toilet which is described below:
- The width of the accessible toilet entrance is 80 cm. The door is light and opens outwards. The accessible toilet area 140 cm (w) x 210 cm (l). The height of the toilet seat above floor level is 40 cm.
- Wall mounted rails are present to both sides of the toilet and there is a dropdown rail on the right hand side as you face the bowl.
- In the event of a fire an audible alarm will sound.
- The floor surface is concrete with a fixed thermoplastic floor covering.



### Additional Information

- Larger images of those featured in this document are available upon request.
- There is a dog bowl available for assistance dogs.

### Future Plans

- We welcome your feedback to help us to continually improve, please do contact us if you have any comments.

### Contact Information

**Address:** 25 Dollman Street, Nechells, Birmingham, B7 4RQ

**Telephone:** 0121 348 8231

**Email:** [museumcollectionscentre@birminghammuseums.org.uk](mailto:museumcollectionscentre@birminghammuseums.org.uk)

**Facebook:** <https://www.facebook.com/MuseumCollectionsCentre>

**Website:** <http://www.birminghammuseums.org.uk/collection/museum-collection-centre>

**Hours of Operation:** Open the last Friday of every month (except December) 13.30 – 15.30, booking is essential. If there are any changes these will be updated on our website and explained during booking process.

**Taxi:** TOA taxis: 0121 427 8888

**Public Transport:** Bus – National Express Travel West Midlands 0121 254 4801  
Train – 0121 200 2787 (Centro)