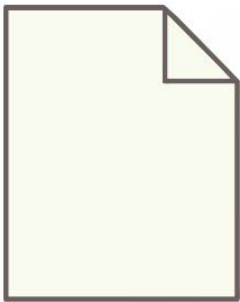


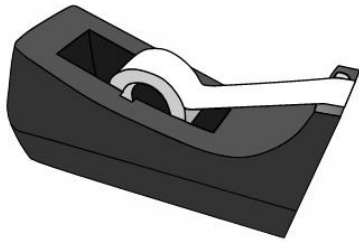
STRAW ROCKETS!

Have you ever wanted to build and fly your own rocket? Using these simple instructions, you can make your own rocket, powered by your breath! Experiment with different fins to see how far your rocket can fly!

YOU WILL NEED:



A4 Paper




Sticky Tape



A Pencil



Scissors



A Straw

INSTRUCTIONS:

- First, wrap your paper around your pencil to form the body of your rocket! Use sticky tape to finish your rocket body and remove the pencil.
- Next, using a piece of paper create a nose cone. The best cones are pointy, but yours can be any shape you want (make sure it is airtight!). Attach your cone with sticky tape. You can also make and attach some fins using paper and sticky tape.
- Finally, put your straw inside the rocket. By blowing into the straw your rocket should launch into the sky!